



Harry's Bug Hunt

Your very own garden is the perfect place to begin looking for wildlife and get up close and personal with nature. Not only is this a great environmental activity, but it helps build on observational and mathematical skills by counting the insects too.



What you will need:

- Access to an outdoor space (garden, local field etc.)
- Paper and pencil or minibeast tick sheet (please see below)
- Magnifying glass (optional)









What to do:

1. Explore a range of outdoor areas to look for the bugs; minibeasts have a range of habitats from dark damp places to leaves and in grass – use your detective skills to find them.
2. As you find the bugs, make a note of what they are and how many you can see, or alternatively, mark them off on your tick sheet.
3. To further the activity, incorporate descriptive language to discuss what the animals look like and the characteristics of their habitats.
4. Be careful if handling insects; treat them with care and return them to where you originally found them.

A minibeast tick sheet can be found below or you could make your own based on the minibeasts found in your garden.



Harry's Minibeast Tick/Count Sheet

NAME	IMAGE	TICK / COUNT
Butterfly		
Ladybird		
Worm		
Snail		
Caterpillar		
Bumblebee		
Woodlouse		
Ant		

Don't worry if you don't find them all in one go. You can always try again tomorrow.